



# Designed in 2 versions

Open and shut case



Our openable roof window allows for efficient energy saving, promotes air flow and ventilation and provides abundant sunlight. The roof window can be opened and closed manually or at the touch of a button.

Our standard fixed roof window delivers glorious daylight, transforming any space into a bright and expansive environment.

Our Premium Roof Windows have been skillfully designed by our team of qualified engineers in collaboration with Swinburne University and are Australian made to meet Australian Standards.



Designed &  
manufactured in Australia



Proudly associated with  
Swinburne university

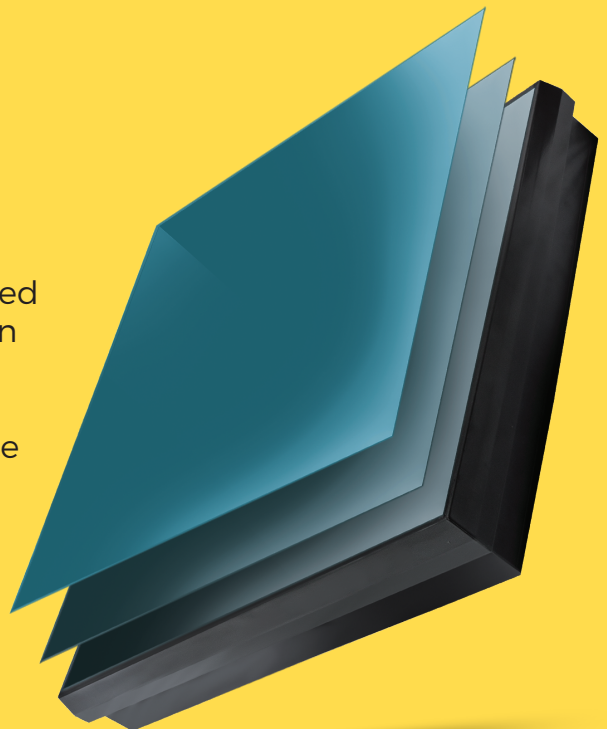


## Let more light in

Featuring edge to edge glass, the sleek frameless glass design means no bulky trims that can cause leakages and water retention. Using premium quality glass ensures strength, resilience and optimizes transparency, letting more light in without letting in extra heat.

## Keep in the heat & cold

The Premium Roof Window boasts double glazed glass to meet the harshest environments and an increased design capacity has enabled us to provide a product that helps to efficiently and naturally regulate the temperature of your space and provide proficient insulation all year round.





## Bush fire, hail, cyclone & leak resistant

Our glass has been exposed to extreme heat and powerful factory simulations to put it to the test in the harshest of weather conditions. Our solid construction guarantees that our glass is leak proof, fire safe, and rain, hail and cyclone resilient. Our product is designed to endure Australia's cruelest climate conditions.



Fire Resistant



Leak proof




**AS3959 Bushfire  
attack level test**  
**Bal40 Rated**



**Tested to AS4285  
water leak test**





## 15 standard shapes and sizes

It was an integral part of our industrial conception to provide our customers with a range of premade sizes and specifications as well as having the option to custom build our roof windows. Our in-house manufacturing team allows us to provide a quick turnaround for any custom roof windows to meet our clients demands and are made to suit any space and specification.

## Bespoke Premium Extras

### Electric opening

Optional automatic opening enables added temperature control and conveniently provides energy savings of free daylight and natural ventilation.



### Tinting

Our superior tinting technology is designed to reduce glare and further keep the heat out in the warmer climate. The self-tinting laminated glass uses special thermochromic technology allowing for windows to darken as the sun becomes more intensive. Designed to help manage changing needs for passive solar heat gain and natural light, the premium roof window is made to AS1288 Australian Overhead Glazing Standards.

Optional tint colours include: blue, green, grey & self tint.



# Atlite Bespoke



The Atlite Roof Window can come in any size or shape – round fixed and triangle, hexagon, rhombus fixed or openable.



## Triangle

**Bespoke Skylight**

Fixed or Openable



## Hexagon

**Bespoke Skylight**

Fixed or Openable



## Rhombus

**Bespoke Skylight**


Fixed or Openable



# Circular

Bespoke Skylight

Fixed



## Key Differences

### Imported Models

Pitch Adapter	×
Water Retention	×
Hard Wiring	×
Only set sizes	×
Flashing kit	×

### Australian Made

No pitch adaptor required. Can be installed onto flat roofs	✓
Smart low profile design enables water run-off	✓
Plug and play, no hard wiring required	✓
Can be custom made to suit any size required	✓
Flashing kit to suit Australian roofs	✓
Complete window and flashing to suit roof type and colour	✓

- Glass makeup consists of toughened outer glass, argon gas and high performance low E coated laminated inner glass.
- SHGC - Solar Heat Gain Co-Efficiency
- The lower the U value of shading co-efficiency, the better the glazing from an environment point of view.
- The 5 star energy rating is achieved using the appropriate glazing and the UNIQUE Atlite aluminium frame creating an air-tight unit. The 5 star energy rating is not due to the special glazing alone.

### Tinting specifications

Product	Glass makeup	Visible Transmittance	U value	SHGC	Shading Coefficiency
Clear	6+12+6.38	59%	1.3	0.24	0.28
Supergreen	6+12+6.38	44%	1.3	0.28	0.77
Optiselec Clear	6+16+6.38	67%	1.02	0.29	0.35
Bronze	6+12+6.38	46%	2.5	0.52	0.60
Cool blue	6+12+6.38	64%	2.5	0.60	0.69
Translucent	6+12+6.38	58%	2.5	0.55	0.64
Soltech Grey	6+12+6	27%	1.6	0.28	0.33

# Don't limit creativity

by opting for a standard square or rectangular skylight. Atlite can meet your creativity and work with any design to create something special for your space and specifications.

## Roof Hatch

Standard or Bespoke  
Option - Electric Openable





## Bal 40 Tubelite

Bespoke Skylight











# Specifications

## Design

### Finish

Standard finish on the roof window is white internal finish with a monument powdercoated external frame. Colorbond finish or galvanized iron finish upon request.

### Opening Options

Fixed, manual and electric opening options.

### Roof Pitch

Can be installed onto any roof pitch tested to 0 degree pitch.

### Tint

Clear glass as standard. Also available in opal, grey tint, solar cool evergreen, blue tint and bronze tint. Optional self tinting glass available. Self tints from clear to dark by direct sunlight.

### Rain Sensors

Rain sensors are standard on electrical opening roof windows.

### Bush fire

AS3959 Bushfire Attack level test, AS1530.8.1 Fire Test, Bal40 Rated. Thermal properties data sheet available.

### Water

Tested to AS4285 Water leak test.

### Glazing

Manufactured to comply with AS1288 overhead glazing requirement.

## Safety

## Technical

### Clear glass tinting specifications

Glass makeup	visible transmittance	U value	SHGC	Shading coefficient
6+12+6.38	59%	1.3	0.24	0.28

- Glass makeup consists of toughened outer glass, argon gas and high performance low E coated laminated inner glass.
- SHGC - Solar Heat Gain Co-Efficiency
- The lower the U value of shading co-efficiency, the better the glazing from an environment point of view.
- The 5 star energy rating is achieved using the appropriate glazing and the UNIQUE Atlite aluminium frame creating an air-tight unit. The 5 star energy rating is not due to the special glazing alone.

### Standard Dimensions

#### 15 standard sizes

- 550x800
- 550x1000\*
- 550x1200
- 550x1400\*
- 800x1000
- 800x1200
- 800x1400
- 550x550
- 800x800
- 1000x1000
- 1200x1200
- 1400x1400
- 1600x1600

\*can be portrait or landscape orientation

### Custom Sizing

If our 15 standard sizes are not quite what you are after, no problem, we can custom make to suit your requirements.

### Accessories

- Flyscreens
- Blinds

## Accreditation



Quality  
ISO 9001  
SAI GLOBAL

First Australian  
made roof window  
with ISO  
accreditation.



Patented  
intellectual  
property.



5 star  
energy rating.



Proudly associated with







 (03) 9584 8500  
 skylight@atlite.com.au  
 www.atlite.com.au

Atlite Skylights Pty Ltd  
31 Kembla Street,  
Cheltenham,  
Victoria, 3192



## OUR PARTNERS

### NEW ZEALAND

**Skylights New Zealand Limited**  
**Office and Showroom**  
(+64) 22 341 09469

### NEW SOUTH WALES

*Sydney & Regional NSW*  
**Skydome Skylight Systems Pty Ltd**  
13 14 24  
skydome.com.au

*Central Coast / Newcastle*  
**Skydome Hunter Coast**  
13 14 24  
skydomehuntercoast.com.au

**Solar Bright**  
1300 852 622  
solarbright.com.au

### QUEENSLAND

**Regent Skylights**  
(07) 3274 3344  
regentskylights.com.au

**Pacific Home Improvements**  
(07) 4031 1020  
pacifichomeimprovements.com.au

**Skydome Brisbane**  
131 14 24  
skydome.com.au

**Skylights Plus**  
(07) 5526 3181  
skylightsplus.com.au

### SOUTH AUSTRALIA

**Direct Skylight Supplies Pty Ltd**  
North: (08) 8262 9512  
South: (08) 8299 0399  
directskylights.com.au

### WESTERN AUSTRALIA

**Calidad Industries Energy Efficiency Solutions**  
(08) 9302 6622  
calidad.net.au

**RJ Group WA**  
(08) 9256 2222  
rjgroupwa.com.au

### TASMANIA

**Argus Building Products**  
(03) 6344 7060  
argustas.com.au

**Classic Skylights**  
(03) 6231 3330